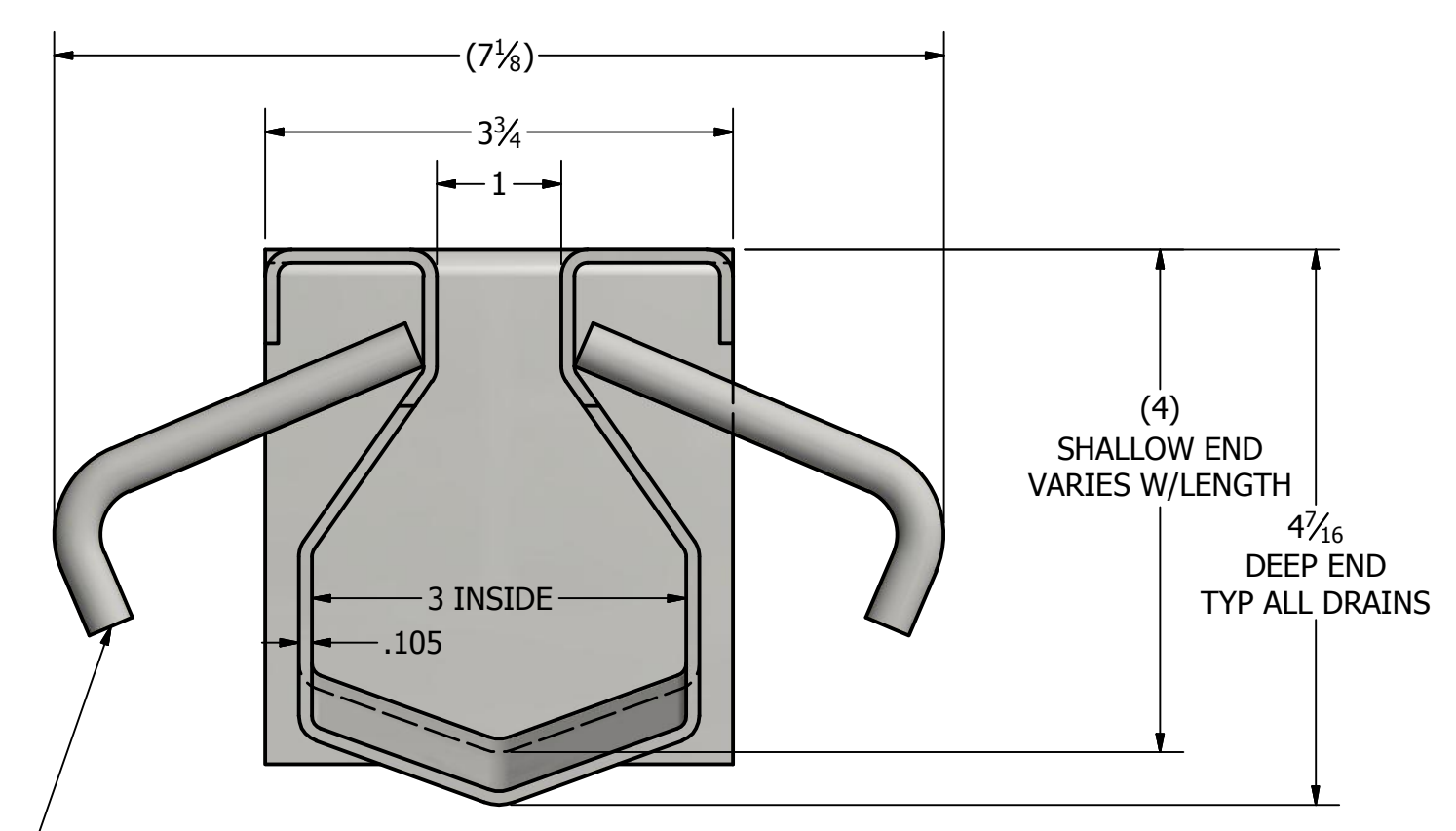
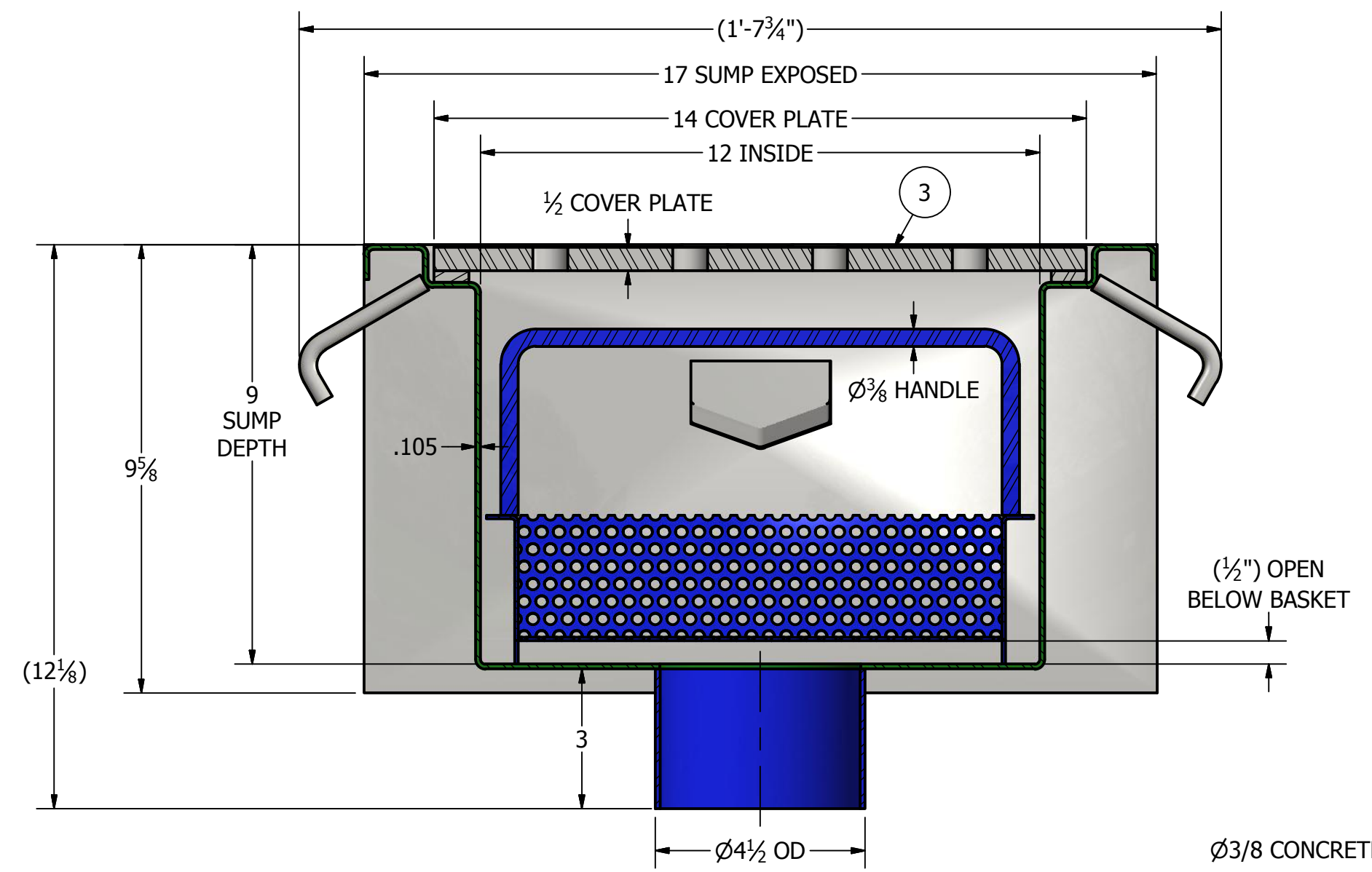
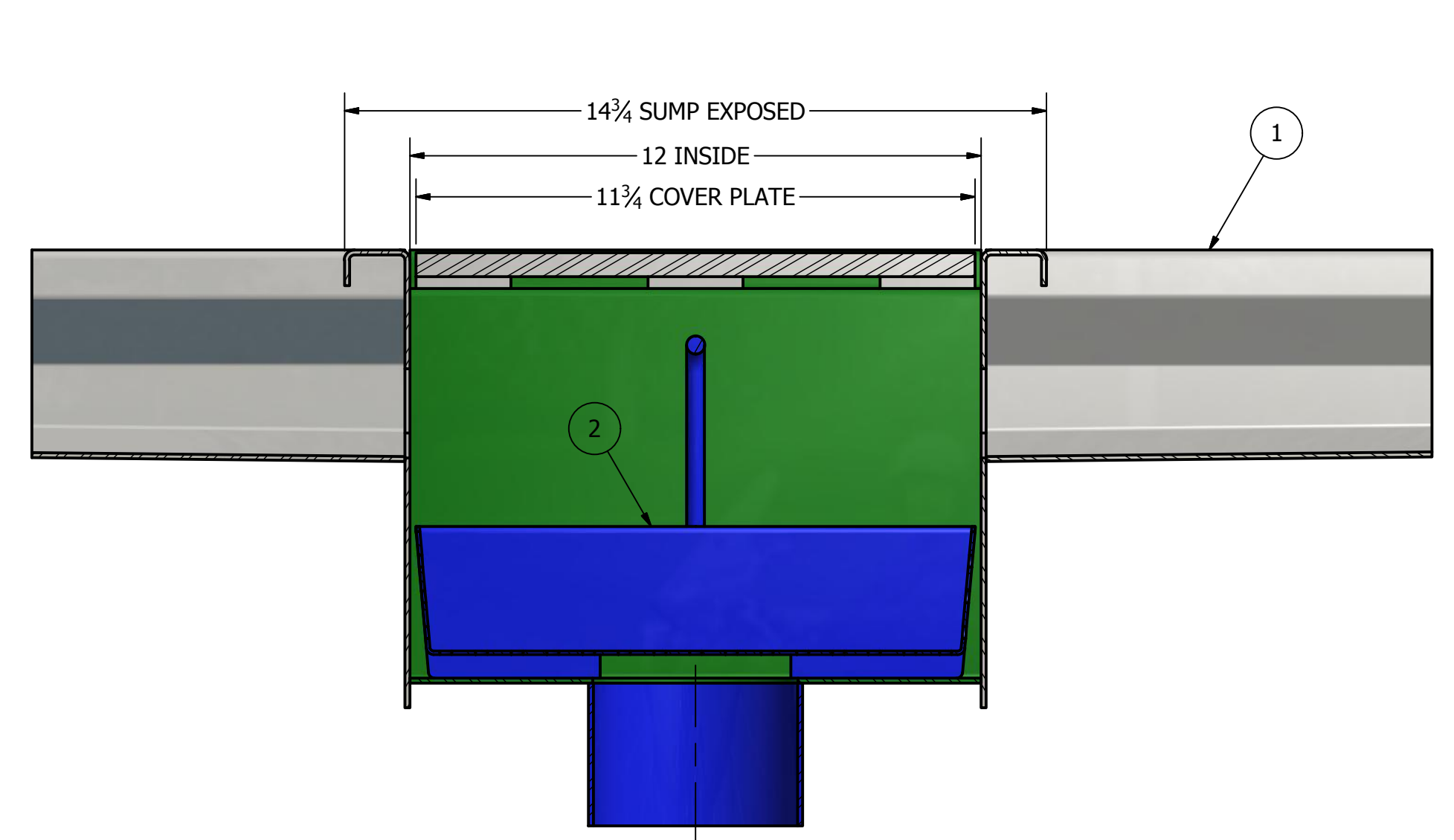
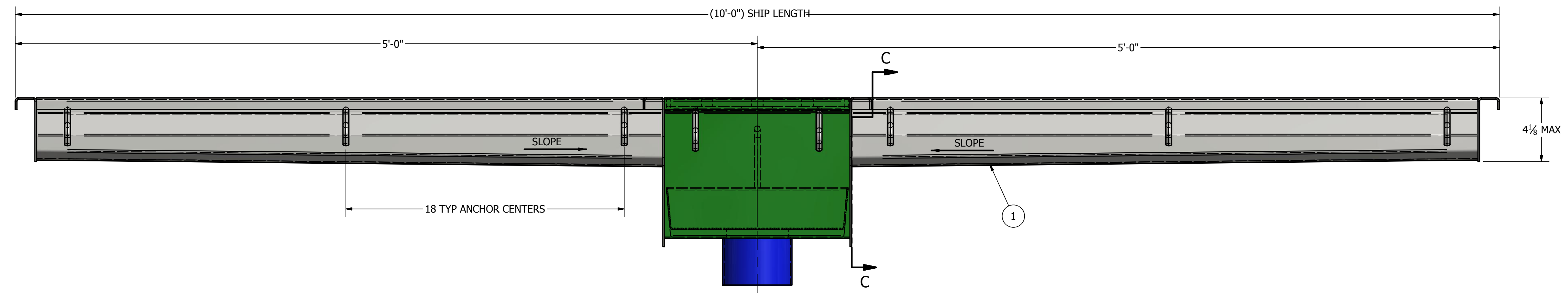
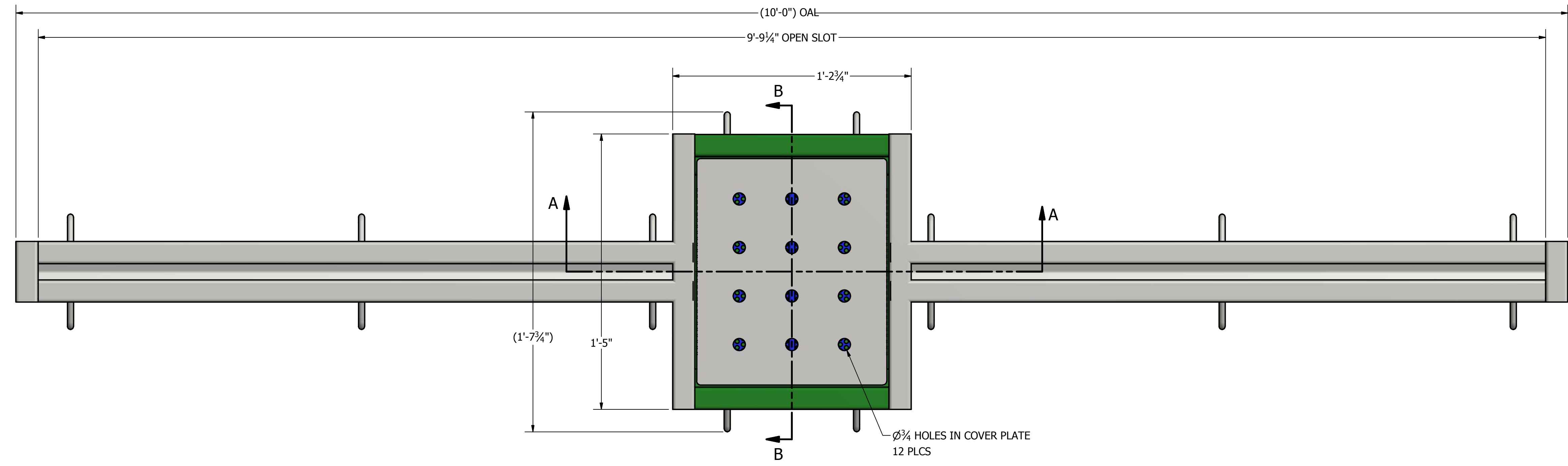


| SPARE | ITEM | QTY | PART NUMBER | TITLE | DESCRIPTION | STOCK | MATERIAL |
|-------|------|-----|-------------|-----------------|--------------------------|-------|------------------------|
| | 1 | 1 | 13129-013 | SLOT WELDMENT | WITH SUMP BOX | | Welded Stainless Steel |
| | 2 | 1 | 13129-012 | SCREEN WELDMENT | 1/4 HOLES ON 3/8 STAGGER | | Welded Stainless Steel |
| | 3 | 1 | 11109-052 | COVER WELDMENT | | | Welded Stainless Steel |



- NOTE:
1. DRAINS SHORTER THAN 30' WILL BE SHIPPED COMPLETELY WELDED.
 2. COVER PLATE IS RATED FOR 5,000 LBS MAXIMUM.
 3. ALL MATERIAL IS 304 STAINLESS STEEL. SLOTS & SUMPS ARE 12 GA. BASKETS ARE 14 GA.
 4. PERFORATED MATERIAL IS 14 GA WITH $\phi 1/4$ HOLES ON A 3/8 STAGGER
 5. EXPOSED SEAMS WILL BE BEAD BLASTED FINISH.
 6. SLOTS TAPER TOWARD SUMPS 1/8" PER FOOT.
 7. COVER PLATE WELDMENT WEIGHT = APPROX 25 LBS

PROPRIETARY NOTICE

THIS DRAWING IS PROPERTY OF CUSTOMDRAINS.COM & SHALL NOT BE COPIED, REPRODUCED, LENT, OR DISPOSED OF NOR USED FOR ANY OTHER PURPOSE THAN FOR WHICH IT IS SPECIFICALLY FURNISHED & MUST BE RETURNED UPON DEMAND.

DRAWN: TAF
CHECKED: 5/31/2013

Pearson Potts - CustomDrains.com
270 BELLEVUE AVE., #250, NEWPORT, RI 02840

TITLE: **SLOT DRAIN ASSEMBLY**
Cafe Valley - Marion, IN

SIZE: D
DWG NO: 13129-002
SCALE: 93.759 lbmass EA (SHEET 1 OF 1)

UNLESS OTHERWISE SPECIFIED:
1. ALL DIMENSIONS IN INCHES
2. DIMENSIONAL TOLERANCES:
XXX ±0.115
XX ±0.015
X ±0.005
XXX ±0.0005
3. ANGULAR TOLERANCES:
2° ±1.0°
XX° ±0.5°